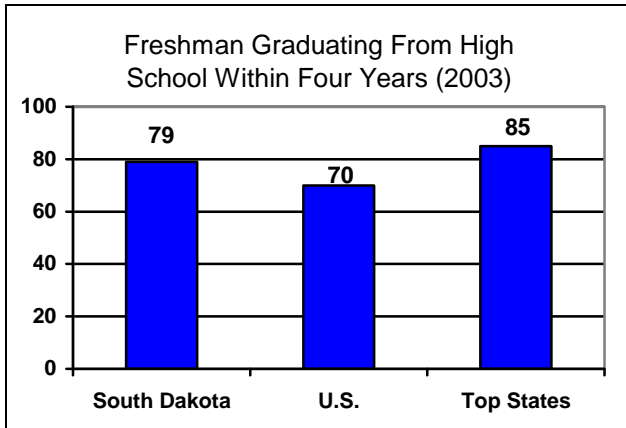


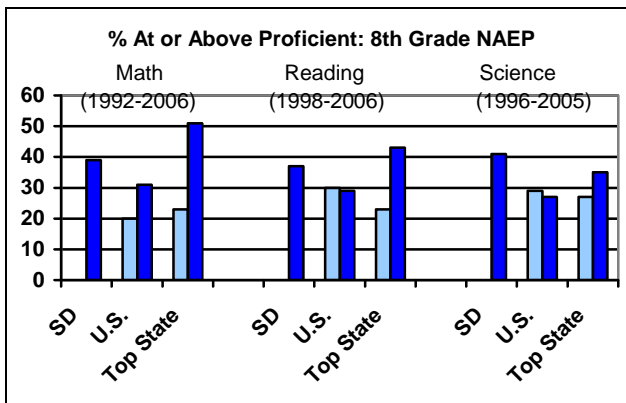
How is South Dakota's economy changing?

By 2012, 86% of South Dakota's fastest growing jobs will require some college or training beyond high school, including a projected 6,300 jobs in the health care field.

How many students graduate on time from high school in South Dakota each year?



Are 8th-graders ready for high school?



Is the achievement gap in South Dakota closing in math and science?

% AT OR ABOVE PROFICIENT: NAEP			
8th GRADE MATH	1992	2006	% Point Change
All	--	39%	--
White	--	43%	--
African American	--	--	--
American Indian	--	14%	--
8th GRADE SCIENCE	2000	2005	% Point Change
All	--	41%	--
White	--	45%	--
African American	--	--	--
American Indian	--	12%	--

Are South Dakota high school students on the path to college?

Are 8th-graders taking Algebra (2005)?

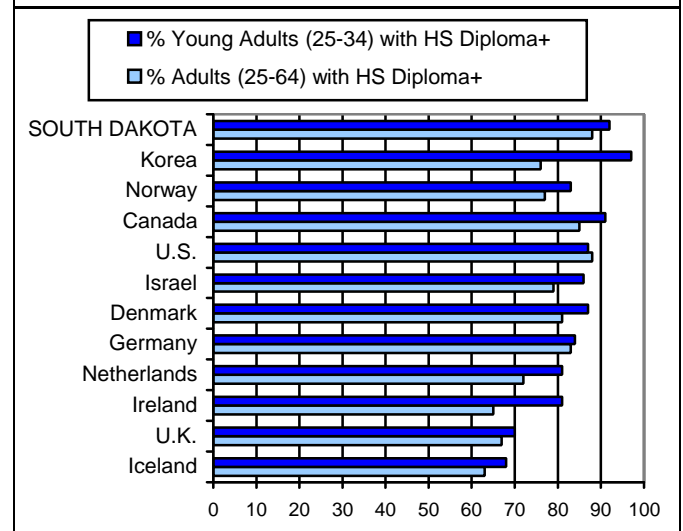
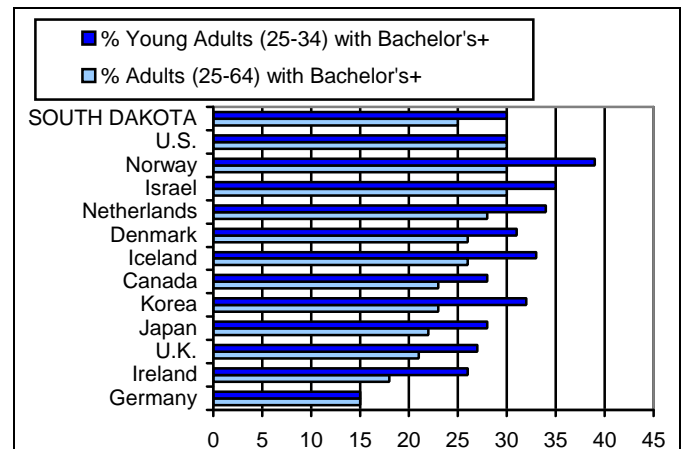
South Dakota.....30%
 U.S.....41%
 Top States.....56%

Are 11th/12th-graders taking AP exams (2004)?

South Dakota.....8%
 U.S.....12%
 Top States.....18%

2005	SD	U.S.
Participation in ACT	76%	40%
Average ACT score	21.5	20.9
Participation in SAT	5%	49%
Average SAT score	1178	1028

How does SD stack up internationally?





SOUTH DAKOTA DATA FACT SHEET

How Prepared Are Students in South Dakota for Life After High School?



What are South Dakota's school demographics?

2003-04	SD	U.S.
# of Public Schools	740	95,726
Total Public School Enrollment	125,537	48,540,725
# of High Schools	281	22,782
Total High School Enrollment	39,522	14,333,486
Enrollment by Race/Ethnicity/Program Participation		
White	85%	59%
African American	2%	17%
Latino	2%	19%
Asian/Pacific Islander	1%	4%
American Indian/Alaskan	11%	1%
Free/Reduced Lunch Eligible	32%	36%
English Language Learner	5%	11%

End Notes

BLS, 2002-2012 Employment Projections "Monthly Labor Review" Feb. 2004 & ProjectionsCentral.Com
 Manhattan Institute, April 2006, Leaving Boys Behind: Public High School Graduation Rates. (**"top states" is the median of the top five states)
 National Assessment of Education Progress, 1992-2006
 NCES, 2005
 College Board, 2004 & NCES, 2005 (**"top states" is the median of the top five states)
 School Matters, 2006
 OECD, "Education at a Glance," 2007 & U.S. Census, American Fact Finder and People, 2005 (***)State data represents adults 25 years and older)
 NCES, Common Core of Data, 2005 & 2006 (values may not equal 100% due to rounding)