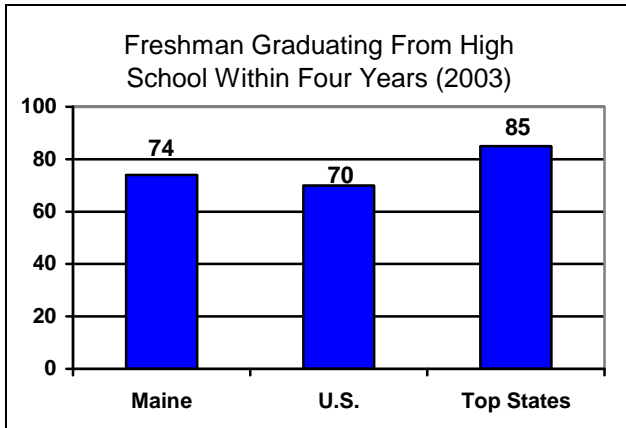


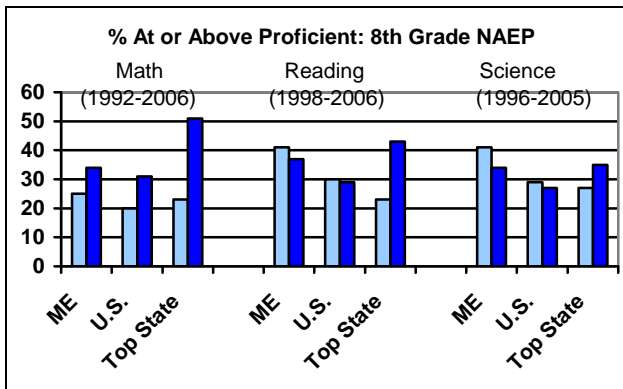
How is Maine's economy changing?

By 2012, 71% of Maine's fastest growing jobs will require some college or training beyond high school, including a projected 10,700 jobs in the health care field.

How many students graduate on time from high school in Maine each year?



Are 8th-graders ready for high school?



Is the achievement gap in Maine closing in math and science?

% AT OR ABOVE PROFICIENT: NAEP			
8th GRADE MATH	1992	2006	% Point Change
All	25%	34%	+9
White	26%	35%	+9
African American	14%	--	--
Latino	--	--	--
8th GRADE SCIENCE	2000	2005	% Point Change
All	35%	34%	-1
White	35%	35%	--
African American	--	--	--
Latino	--	--	--

Are Maine high school students on the path to college?

Are 8th-graders taking Algebra (2005)?

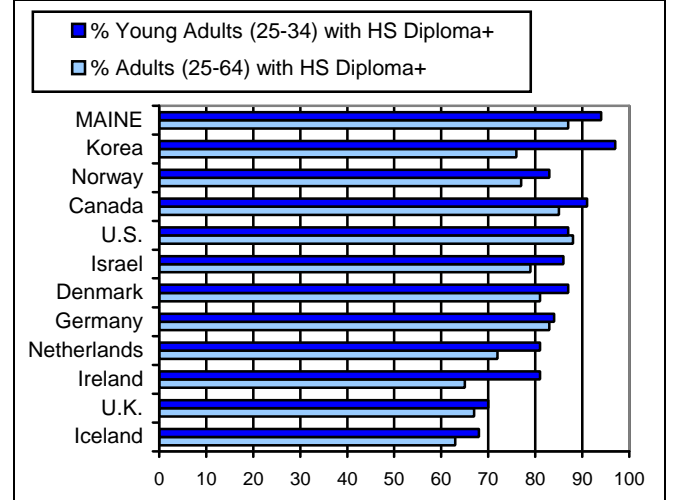
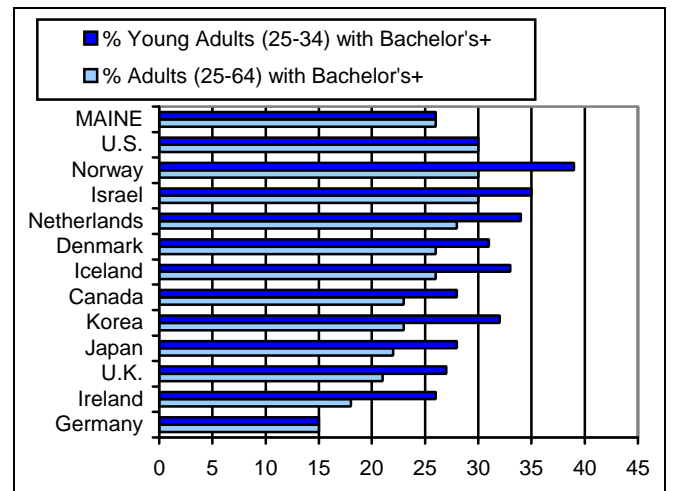
Maine.....	30%
U.S.....	41%
Top States.....	56%

Are 11th/12th-graders taking AP exams (2004)?

Maine.....	12%
U.S.....	12%
Top States.....	18%

2005	MAINE	U.S.
Participation in ACT	10%	40%
Average ACT score	22.4	20.9
Participation in SAT	75%	49%
Average SAT score	1014	1028

How does Maine stack up internationally?





MAINE DATA FACT SHEET

How Prepared Are Students in Maine for Life After High School?



What are Maine's school demographics?

2003-04	MAINE	U.S.
# of Public Schools	694	95,726
Total Public School Enrollment	202,084	48,540,725
# of High Schools	156	22,782
Total High School Enrollment	62,664	14,333,486
Enrollment by Race/Ethnicity/Program Participation		
White	96%	59%
African American	2%	17%
Latino	1%	19%
Asian/Pacific Islander	1%	4%
American Indian/Alaskan	1%	1%
Free/Reduced Lunch Eligible	33%	36%
English Language Learner	2%	11%

End Notes

BLS, 2002-2012 Employment Projections "Monthly Labor Review" Feb. 2004 & ProjectionsCentral.Com
 Manhattan Institute, April 2006, Leaving Boys Behind: Public High School Graduation Rates. (**"top states" is the median of the top five states)
 National Assessment of Education Progress, 1992-2006
 NCES, 2005
 College Board, 2004 & NCES, 2005 (**"top states" is the median of the top five states)
 School Matters, 2006
 OECD, "Education at a Glance," 2007 & U.S. Census, American Fact Finder and People, 2005 (***)State data represents adults 25 years and older)
 NCES, Common Core of Data, 2005 & 2006 (values may not equal 100% due to rounding)