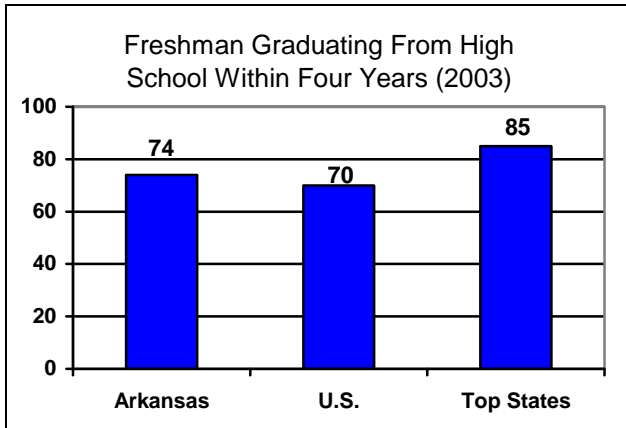


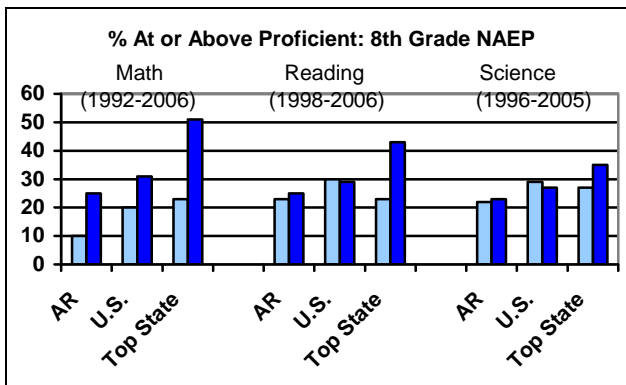
How is Arkansas' economy changing?

By 2012, 87% of Arkansas' fastest growing jobs will require some college or training beyond high school, including a projected 11,500 jobs related to computer technology.

How many students graduate on time from high school in Arkansas each year?



Are 8th-graders ready for high school?



Is the achievement gap in Arkansas closing in math and science?

% AT OR ABOVE PROFICIENT: NAEP			
8th GRADE MATH	1992	2006	% Point Change
All	10%	25%	+15
White	13%	31%	+
African American	2%	4%	+2
Latino	--	15%	--
8th GRADE SCIENCE	2000	2005	% Point Change
All	22%	23%	+1
White	29%	30%	+1
African American	3%	3%	--
Latino	--	12%	--

Are Arkansas high school students on the path to college?

Are 8th-graders taking Algebra (2005)?

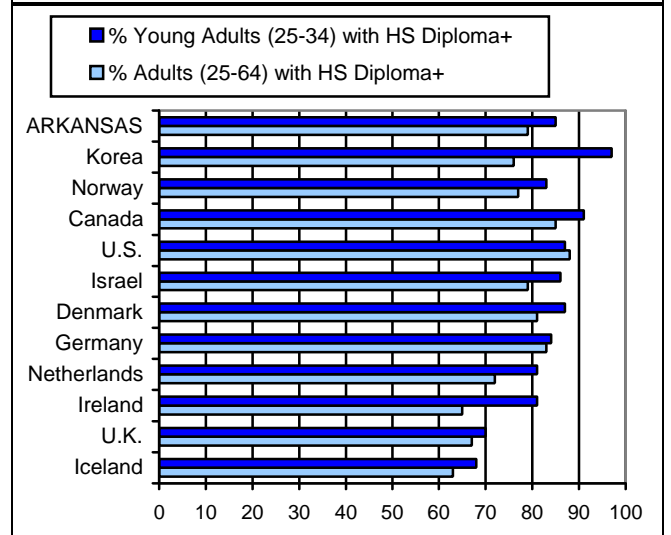
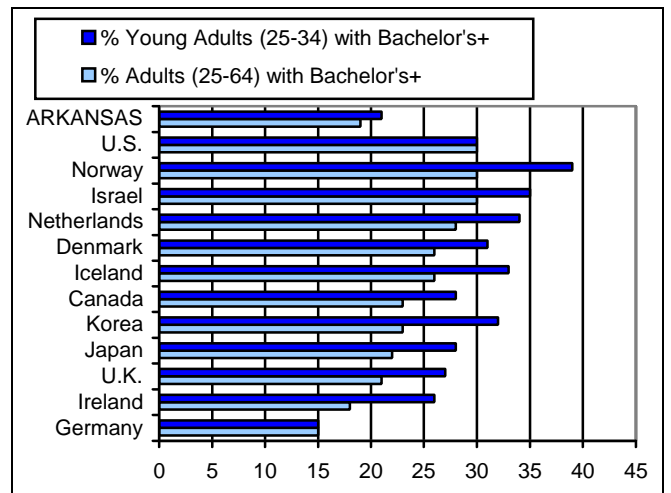
Arkansas.....	31%
U.S.....	41%
Top States.....	56%

Are 11th/12th-graders taking AP exams (2004)?

Arkansas	8%
U.S.....	12%
Top States.....	18%

2005	ARKANSAS	U.S.
Participation in ACT	76%	40%
Average ACT score	20.3	20.9
Participation in SAT	6%	49%
Average SAT score	1115	1028

How does Arkansas stack up internationally?





ARKANSAS DATA FACT SHEET

How Prepared Are Students in Arkansas for Life After High School?



What are Arkansas's school demographics?

2003-04	AR	U.S.
# of Public Schools	1,150	95,726
<i>Total Public School Enrollment</i>	<i>454,523</i>	<i>48,540,725</i>
# of High Schools	424	22,782
<i>Total High School Enrollment</i>	<i>133,014</i>	<i>14,333,486</i>
Enrollment by Race/Ethnicity/Program Participation		
White	70%	59%
African American	23%	17%
Latino	5%	19%
Asian/Pacific Islander	1%	4%
American Indian/Alaskan	1%	1%
Free/Reduced Lunch Eligible	50%	36%
English Language Learner	5%	11%

End Notes

BLS, 2002-2012 Employment Projections "Monthly Labor Review" Feb. 2004 & ProjectionsCentral.Com
 Manhattan Institute, April 2006, Leaving Boys Behind: Public High School Graduation Rates. ("top states" is the median of the top five states)
 National Assessment of Education Progress, 1992-2006
 NCES, 2005
 College Board, 2004 & NCES, 2005 ("top states" is the median of the top five states)
 School Matters, 2006
 OECD, "Education at a Glance," 2007 & U.S. Census, American Fact Finder and People, 2005 (**State data represents adults 25 years and older)
 NCES, Common Core of Data, 2005 & 2006 (values may not equal 100% due to rounding)