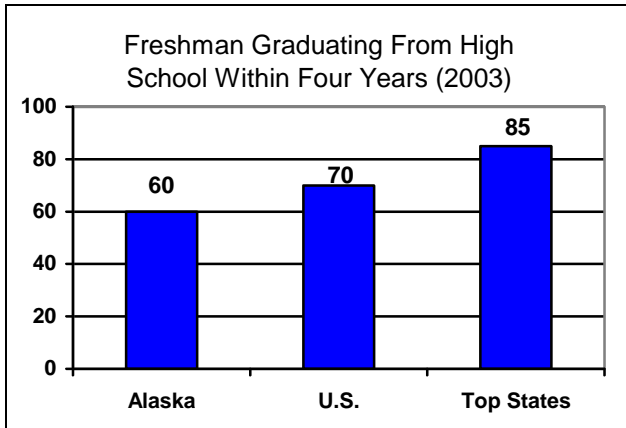


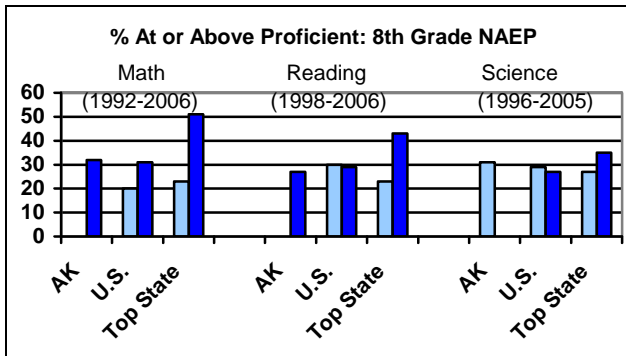
How is Alaska's economy changing?

By 2012, 75% of Alaska's fastest growing jobs will require some college or training beyond high school, including a projected 4,060 jobs in the health care field.

How many students graduate on time from high school in Alaska each year?



Are 8th-graders ready for high school?



Is the achievement gap in Alaska closing in math and science?

% AT OR ABOVE PROFICIENT: NAEP			
8th GRADE MATH	1992	2006	% Point Change
All	--	32%	--
White	--	44%	--
African American	--	15%	--
Native American	--	12%	--
8th GRADE SCIENCE	2000	2005	% Point Change
All	--	--	--
White	--	--	--
African American	--	--	--
Native American	--	--	--

Are Alaska high school students on the path to college?

Are 8th-graders taking Algebra (2005)?

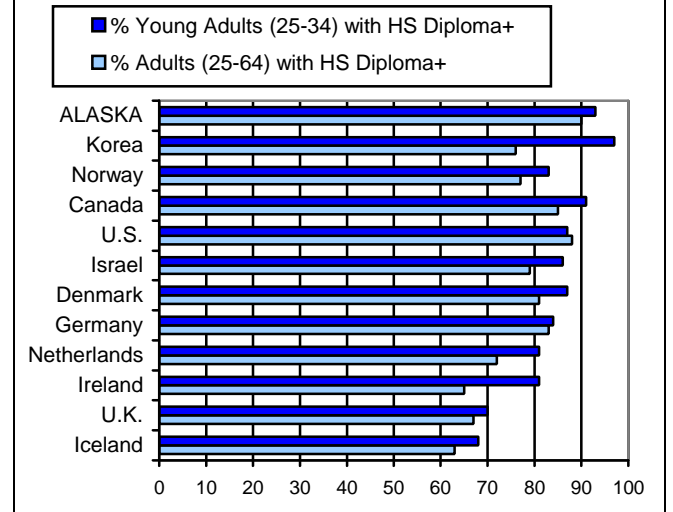
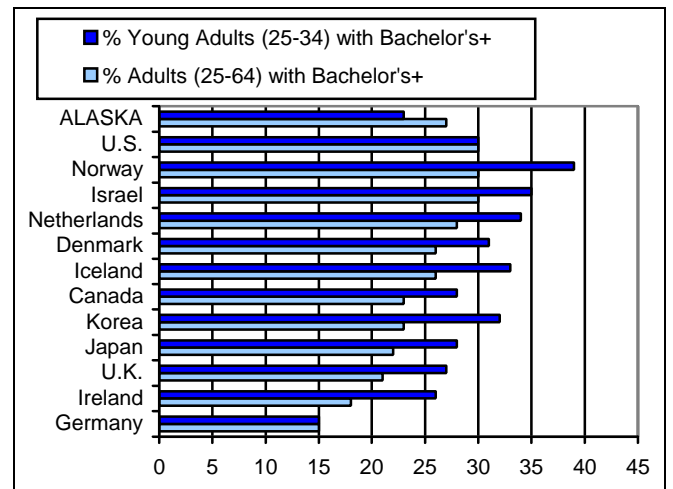
Alaska.....N/A%
 U.S.....41%
 Top States.....56%

Are 11th/12th-graders taking AP exams (2004)?

Alaska9%
 U.S.....12%
 Top States.....18%

2005	ALASKA	U.S.
Participation in ACT	26%	40%
Average ACT score	21.3	20.9
Participation in SAT	52%	49%
Average SAT score	1042	1028

How does Alaska stack up internationally?





ALASKA DATA FACT SHEET

How Prepared Are Students in Alaska for Life After High School?



What are Alaska's school demographics?

2003-04	ALASKA	U.S.
# of Public Schools	520	95,726
Total Public School Enrollment	133,933	48,540,725
# of High Schools	85	22,782
Total High School Enrollment	40,238	14,333,486
Enrollment by Race/Ethnicity/Program Participation		
White	59%	59%
African American	5%	17%
Latino	4%	19%
Asian/Pacific Islander	7%	4%
American Indian/Alaskan	26%	1%
Free/Reduced Lunch Eligible	35%	36%
English Language Learner	16%	11%

End Notes

BLS, 2002-2012 Employment Projections "Monthly Labor Review" Feb. 2004 & ProjectionsCentral.Com
 Manhattan Institute, April 2006, Leaving Boys Behind: Public High School Graduation Rates. ("top states" is the median of the top five states)
 National Assessment of Education Progress, 1992-2006
 NCES, 2005
 College Board, 2004 & NCES, 2005 ("top states" is the median of the top five states)
 School Matters, 2006